

2021 Swiss National IDPA Championships

Tier II / 10 Stages

September

Sat.11 - Sun.12



Smith & Wesson®

Location: Arcisate, Italy, VA 21051



Match Information



| | | | |
|------------------------|--|-----------------------|-----|
| Match Directors | Andreas Pfenninger Thomas Herzog | Shooters | 140 |
| Location | Defence 360 Via Luigi Boccherini 21051 Arcisate VA, Italy https://goo.gl/maps/SkkT5Hsg5Pk6x857 | Stages | 10 |
| Website | www.swissaaa.org/idpa-nationals | Minimum Rounds | 159 |
| Level | Swiss National Championship, IDPA Tier 2 | | |

Main Sponsor



Smith & Wesson®

Sponsors



DH NETWORK

Your Freedom is our Business

Table of Contents

| | |
|--|----|
| Match Information..... | 2 |
| Dear Shooters..... | 5 |
| Schedule..... | 7 |
| Safety..... | 9 |
| Universal Safety Rules..... | 9 |
| Cold Range..... | 9 |
| Finger..... | 9 |
| Muzzle..... | 9 |
| First Aid..... | 11 |
| Registration..... | 11 |
| Division/Class..... | 11 |
| Categories..... | 11 |
| Squadding..... | 11 |
| Weapons Permit and Serial Numbers..... | 11 |
| Match Language..... | 12 |
| Technical Check..... | 12 |
| Equipment Check..... | 12 |
| Firearms and Ammunition Check..... | 12 |
| International Shooters..... | 14 |
| Caliber 9x19..... | 14 |
| Patching and Stage Reset..... | 14 |
| Scoring..... | 14 |
| Score Verification..... | 15 |
| Eating and Drinking..... | 15 |
| Waste Management..... | 15 |
| Spectators, Children and Pets..... | 15 |
| Stages and Round Count..... | 15 |
| Match Invitation..... | 16 |



Smith & Wesson®

M&P
by Smith & Wesson®



SKU: 12939
30 Rounds
Magpul® MOE® M-LOK® Handguard

SKU: 12936
30 Rounds

SKU: 12936 - 30 Rounds
SKU: 12937 - 10 Rounds
SKU: 12939 - 30 Rounds, Magpul® MOE® M-LOK® Handguard
SKU: 12938 - 10 Rounds, Fixed Stock, CA Compliant

M&P®15 SPORT™ II
WITH CRIMSON TRACE® RED/GREEN DOT
ELECTRONIC SIGHT



Please see us at our booth
and visit our website

www.primarmi.it

Dear Shooters

Welcome to the fifth Swiss National IDPA Pistol Championships!

We are excited to welcome shooters from Austria, Bulgaria, Croatia, Czech Republic, Hungary, Italy, Lithuania, Luxembourg, Poland, Kenya and, of course, Switzerland.

Maybe you have asked yourself why the Swiss are doing their National Championships in Italy. Well, the answer to that is both complicated and simple at the same time. The simple version is: there are no suitable outdoor ranges available in Switzerland at this time.

We are very happy and thankful that our friends from the Defense360° Formazione have agreed to host our match on their wonderful shooting range near Arcisate, VA, Italy.

A second question you might have had is: who is the figure holding the crossbow on our match banner? It's the legendary Wilhelm Tell, our National hero. According to the saga, he killed the tyrannical reeve Albrecht Gessler of the house of Habsburg, who oppressed the Swiss people, using his crossbow with a single shot. This initiated the founding of the free and independent Swiss Confederation in the year of 1291.

Proper marksmanship still remains a popular tradition in Switzerland. However, we have evolved from the crossbow to modern firearms and to dynamic shooting!

A special thanks goes to our sponsors Smith&Wesson, Aebi Waffen, Phoenix and DH Network who have graciously contributed to this event.

Please join us in thanking the the staff and the SOs, without their hard volunteer work no matches would be possible.


We wish everybody a safe, fun and successful weekend!

Sincerely, your MDs

Andy Pfenninger

Thomas Herzog





Waffen & Munition
Ihr Importeur für Waffen und
Waffenteile aus den USA
www.aebiwaffen.ch



Schedule

| | | | |
|-------------------------------|-------------|--------------------------------------|-------------------|
| Thursday, September 9 | | | |
| From 09:00 | SO/Staff | Stage Build | See SO/Staff Plan |
| Friday, September 10 | | | |
| From 09:00 | SO/Staff | Stage Build | See SO/Staff Plan |
| Saturday, September 11 | | | |
| From 09:00 | SO/Staff | Finish Stage Build Stage Approval | See SO/Staff Plan |
| 12:30 | SO/Staff | Shooters Briefing | Mandatory |
| 13:00 | SO/Staff | Staff Shoot | Stages 1-10 |
| Sunday, September 12 | | | |
| From 07:30 | All | Arrival at Range | |
| 08:00 | Competitors | Shooters Briefing | Mandatory |
| 08:30 | All | Competitor Shoot | Stages 1-10 |
| on the fly | All | Lunch | |
| ca 16:30* | All | Competition End | |
| ca 17:00* | All | Lottery | |
| ca 17:30* | All | Award Ceremony | |
| Monday, September 13 | | | |
| From 09:00 | SO/Staff | Range Cleanup | See SO/Staff Plan |

* approximate time, depending on competition duration



The advertisement features a central image of a silver and black semi-automatic handgun, specifically a Phoenix 18-DMT model, set against a background of intense orange and yellow flames. Above the handgun, the 'PHOENIX' logo is prominently displayed in a bold, white, sans-serif font. Below the brand name, the words 'SWISS' and 'MADE' are separated by a white diamond-shaped emblem containing a red cross, a symbol often associated with Switzerland. The entire composition is framed by a dark border, and the bottom section contains promotional text and a website address.

...uncompromised quality...

www.phx.swiss

Safety

Some non-exhaustive reminders on firearms safety follow below.

Universal Safety Rules

The universal safety rules for firearms have to be adhered to at any time, no exceptions will be tolerated (see IDPA rulebook chapter 2.1).



Cold Range

The match will be held following the cold range rules (see 2.10 2.11). Some important points to remember:

- Transfer of the firearm from the bag to the holster and back can only be done in a safe area
- The firearm carried in the holster has to be unloaded and no magazine inserted
- Manipulation of the firearm can be done only on command of an SO or in the safe area
- Manipulation of ammunition can be done anywhere on the range, except in a safe area

Finger

Be careful to observe finger safety at all times (see 2.6 and above rule 3). Keep your finger clearly outside and above the trigger guard until ready to shoot. This will make it easy to spot for the SOs and avoids problems!

Muzzle

Muzzle over the berm is not permitted on the range, except for revolvers while reloading and with open cylinder.

The 180-rule applies on all stages. Additionally, muzzle safe points and exclusion zones may be defined in the stage briefing (see 2.9).



Smith & Wesson®

M&P
by Smith & Wesson®
ADVANCED BY DESIGN™

M&P SHIELD® M2.0™ PISTOL SERIES



M2.0™ 
MADE IN USA

M&P®9 SHIELD™ M2.0™
3.1" BARREL • 9mm • TRITIUM NIGHT SIGHTS • 3 MAGAZINES • SKU: 11810



**Please see us at our booth
and visit our website**

www.primarmi.it

First Aid

There will be a designated medical team with an ambulance on standby on the range. For minor injuries, all shooters are encouraged to carry a basic first aid kit.

Registration

Registration is completely done using practiscore. There will be no extra checkin or registration on the range.

Shooters attendance will be checked at the beginning of each stage briefing. Shooters not present will be marked as DNF (Did Not Finish).

Division/Class

All shooter information will be downloaded to the scoring devices on Wednesday, September 9. Changes made after that date will not be considered.

Please make sure that your division and class are up to date and accurate on practiscore. We will check classification on the IDPA database before the match starts. Be aware that if your registered division/class is not valid on match day, you will not be permitted to participate.

Categories

Some remarks on the categories (see Match Administration Rules MAR M5.2)

| | |
|----------------------|--|
| Junior | Age 12-17 |
| Senior | Age 50-64 |
| Distinguished Senior | Age >65 |
| International | Permanently living outside Italy . Even if it's the Swiss Championship. |
| Industry | Employed in the firearms industry |
| Military | Serving in the military of his/her country of residence |
| Law Enforcement | Active law enforcement officer |

Please make sure your category (if applicable) is correctly chosen. We will check and correct it before match starts.

Squadding

Competitors will squad before Wednesday, September 9, on practiscore. From then, no changes will be possible. Shooters that are not squadded on time, will be assigned a squad by the staff.

Weapons Permit and Serial Numbers

We will have to submit a list of participants and their weapons permit (No Porto d'Armi or EU Firearms Passport Number) and firearms serial number to the local authorities.

We added the corresponding fields to the practiscore registration. Please update accordingly using your personal practiscore match registration info page.

Match Language

To accommodate all shooters, we define the match language to be English. Stage briefings will be held in English and explanations will be given in English.

Wherever possible, translations in Italian or other languages will be given.

Technical Check

It is the responsibility of each competitor to make sure that all equipment used for the match is safe, in full working condition, adhering to all applicable IDPA rules and according to applicable Italian law.

Equipment Check

The SOs will perform an equipment check (holster, mag carrier, belt, concealment) on their stages at a given time.

Firearms and Ammunition Check

There will be no separate technical firearms and ammunition check stage as it's not mandatory for tier 2 matches. However:

- 1) The MDs will perform random checks on a certain number of shooters. The shooters will be selected by random number using the registration sequence.
- 2) Every SO can perform an equipment check and he/she can request a technical firearm and ammunition check by the MDs at any time without elaborating on reasons.



Training & Competition International Camps



- Intensive Training
- Swiss Leadership
- Local Partners
- Instruction
- Competition



- Pistol, Revolver
- Three-Gun
- Precision Rifle
- Outdoor Ranges
- Bush Camp Adventure

- IDPA
- IPSC
- PRS
- Self Defense
- Scenario Training



- Contact
- Information
- Registration

www.swissaaa.org

International Shooters

Please familiarize yourself with the Italian laws concerning temporary import of firearms and ammunition. Shooters from EU/Schengen will need a valid European Firearms Passport and the provided match invitation (see below).

Shooters from other countries please take contact.

Caliber 9x19

Please note that caliber 9x19 is NOT allowed in Italy, as also mentioned on the match registration page on practiscore and on the match webpage.

There are several possibilities to shoot other divisions/calibers in Italy. Some examples are given in the below picture:

Shooting IDPA Competitions in Italy

Solution Examples for Legal Firearms

SwissAAA
Aspire. Persist. Prevail.



STI 1911 in .45 ACP
CDP Division



Glock 41 in .45 ACP
CDP Division



S&W 686 in .38 Spl
REV Division



Walther PPQ 9x21 barrel
SSP Division



Glock 22 in .40 S&W
SSP Division



HK VP9 in 9x19
Not Legal

Patching and Stage Reset

Every shooter is expected to help patch the targets and reset the stages as defined in the IDPA code of conduct.

Please make sure that you only patch once the SOs have finished scoring of that particular target.

Scoring

All scoring will be electronic using practiscore. It is the shooters responsibility to check the score after each stage before giving approval. If the shooter is not available for approval of the score, the SO will

approve for him and the score stands. If a shooter wants a personal record, he is encouraged to take (or have an assistant take) a photo of the scoring approval page.

Score Verification

The score will be published on practiscore immediately after device synchronization after match end. All shooters are encouraged to verify their score online. The verification period ends at the start of the award ceremony.

Eating and Drinking

There will be the possibility to purchase refreshments and foodstuffs on the range. There will be no scheduled breaks so shooters will need to eat and drink on the fly during normal waiting times.

Waste Management

Please dispose all your waste at the central garbage collection near the restaurant area and ensure proper segregation, thank you.

Spectators, Children and Pets

Spectators and guests are welcome to attend. Everybody must wear eye and ear protection on the range.

Pets (other than clearly identified service animals) are not allowed on the range.


Children are required to be accompanied by an adult at all times.

Stages and Round Count

The stages are attached at the end of the document.

Minimum round count required for the match is 159 rounds. We suggest to bring some reserve to allow for sufficient ammunition in case of re-shoots and/or ammunition checks.

Match Invitation



August 4, 2021

To whom it may concern

We herewith confirm the invitation of

| First Name | Last Name | From | IDPA Number |
|------------|-----------|------|-------------|
| | | | |

to the sanctioned IDPA competition **Smith&Wesson 2021 Swiss National IDPA Championships** taking place on **September 11-12, 2021** in **Arcisate, VA, Italy**.

The event is organized in collaboration with

Defense360° Formazione S.S.D.R.L.
Via S.M. Maddalena 34
21100 Varese
C.F. e P.I. 03656770124

taking place at

Via Luigi Boccherini
21051 Arcisate (VA)

This is a sanctioned international dynamic shooting competition under the IDPA (International Defensive Pistol Association) accreditation and rules.

The competitors will use their personal sporting guns and ammunition.

Best regards

SwissAAA

Andreas Pfenninger
Match Director

Defense360° Formazione

Diego Silvestri

www.swissaaa.org/idpa-nationals

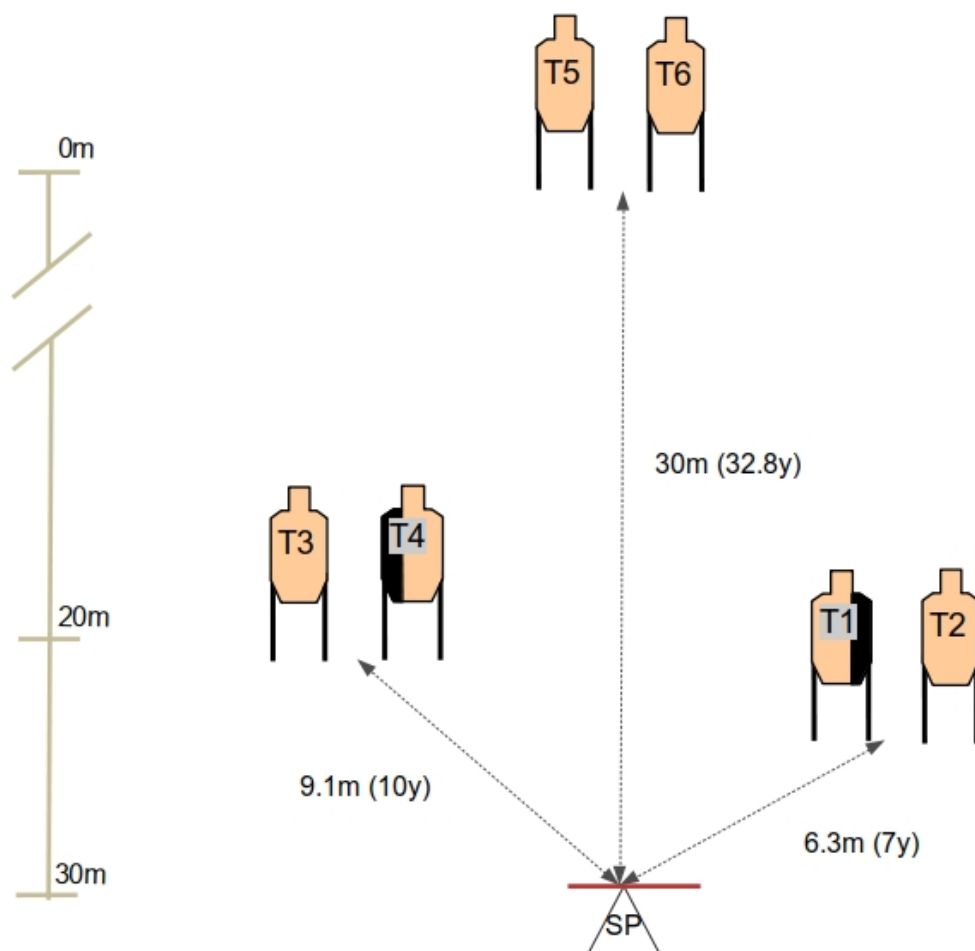
<https://www.idpa.com/matches/smithwesson-2021-swiss-national-idpa-championships/>

Stage 1/Bay 1



Smith&Wesson
2021 Swiss National
IDPA Championship

| | | | |
|-----------------------|---|-------------------|------------------------|
| Title | Swiss Standard | Author | Andy, Thomas |
| Targets | 6 Threats | Rounds | 18 |
| Scoring | Limited, 3 Hits per Target | Start/ End | Audible/ Last Shot |
| Concealment | Not Required | Safety | 180° Rule, Berm Height |
| Start Position | Standing at SP, gun loaded with exactly 6 rounds, holstered, one spare mag loaded with exactly 6 rounds, the other(s) to division capacity. Toes touching start line, facing targets. | | |
| Procedure | At the signal, engage T1-2 WHO, T3-4 SHO, T5-6 freestyle. All targets must be engaged with exactly 3 rounds each. | | |

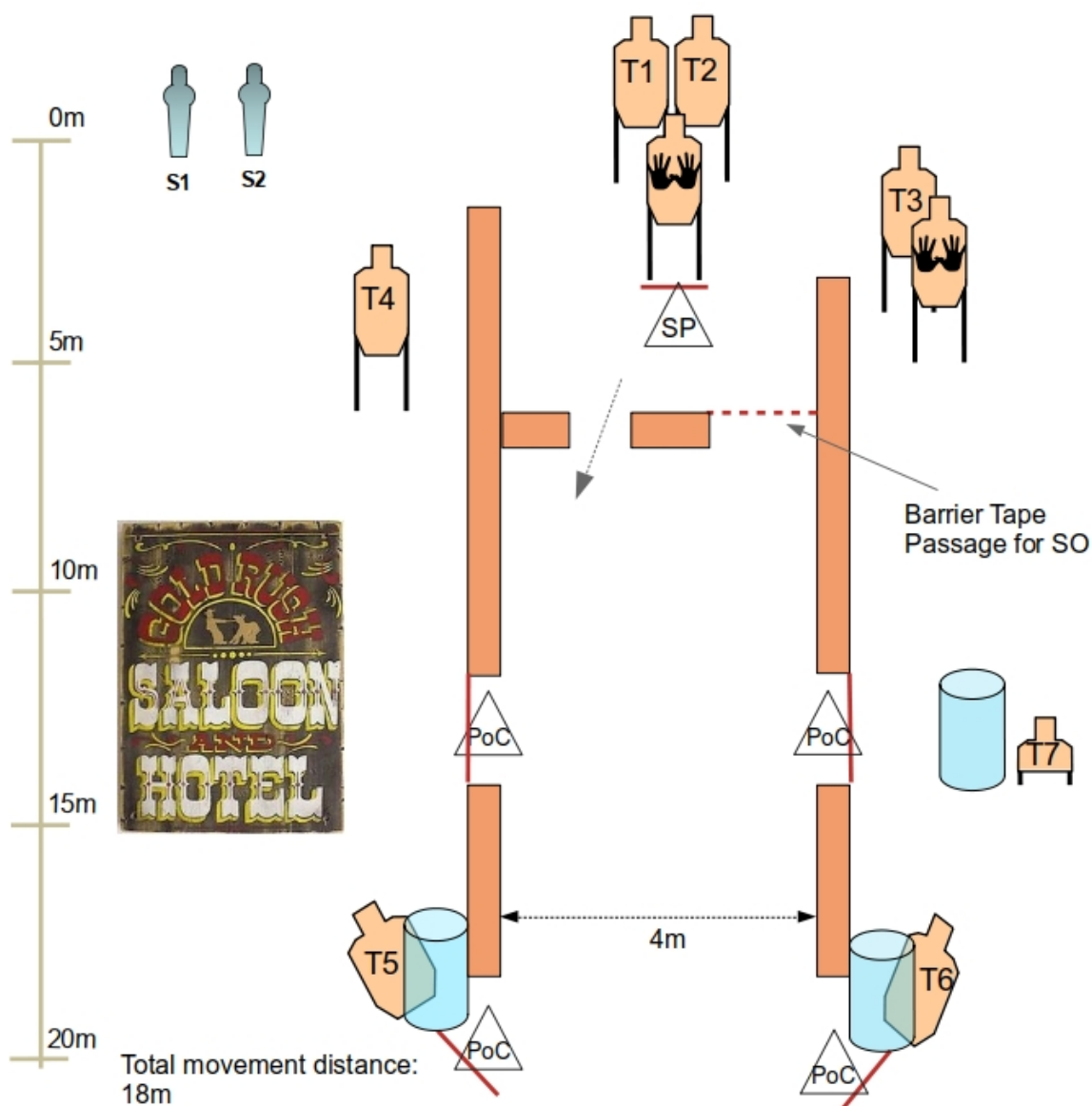


Stage 2/Bay 2



Smith&Wesson
2021 Swiss National
IDPA Championship

| | | | |
|-----------------------|---|-------------------|-------------------------|
| Title | Nightmare in the Hotel | Author | Itsarawut, Andy, Thomas |
| Targets | 7 Threats, 2 Steel, 2 Non-Threats | Rounds | Minimum 16 |
| Scoring | Unlimited, Best 2, Steel Down | Start/ End | Audible/ Last Shot |
| Concealment | Required | Safety | 180° Rule, Berm Height |
| Scenario | You are in a hotel room when a group of terrorists is attacking the premises. Escape and survive! | | |
| Start Position | At SP, gun loaded to division capacity, holstered. Toes touching start line, facing targets. | | |
| Procedure | At the start signal, engage T1-2 immediately, then move through the opening and engage the remaining targets from the available PoCs. | | |

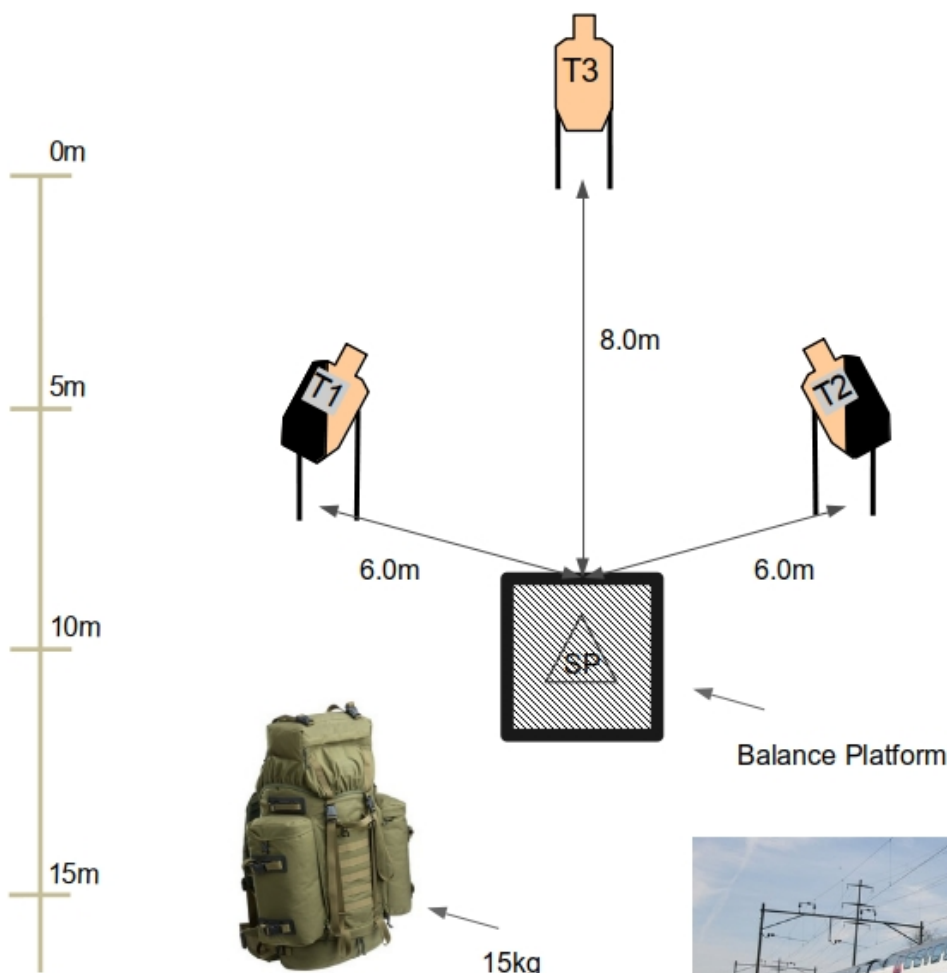


Stage 3/Bay 3



Smith&Wesson
2021 Swiss National
IDPA Championship

| | | | |
|--------------------|---|-------------------|-------------------------------|
| Title | Train Defence | Author | Andy, Thomas |
| Targets | 3 Threats | Rounds | Minimum 12 |
| Scoring | Unlimited, Best 2 Body, Best 2 Head | Start/ End | Audible/ Last Shot, 2 Strings |
| Concealment | Required | Safety | 180° Rule, Berm Height |
| Scenario | You are traveling by train carrying your backpack as a group of militants attacks the innocents with knives. Take action! | | |
| String 1 | Start Pos: Standing on balance platform, facing targets. Rucksack on. Gun empty chamber, magazine with 6 rounds inserted, holstered. Procedure: At the signal, draw and engage T1-3 with 2 shots to the body each SHO. | | |
| String 2 | Start Pos: Standing on balance platform, facing targets. Rucksack on. Gun empty chamber, magazine with 6 rounds inserted, holstered. Procedure: At the signal, engage T1-3 with 2 shots to the head each freestyle. | | |



PPDS shoot left or right of platform

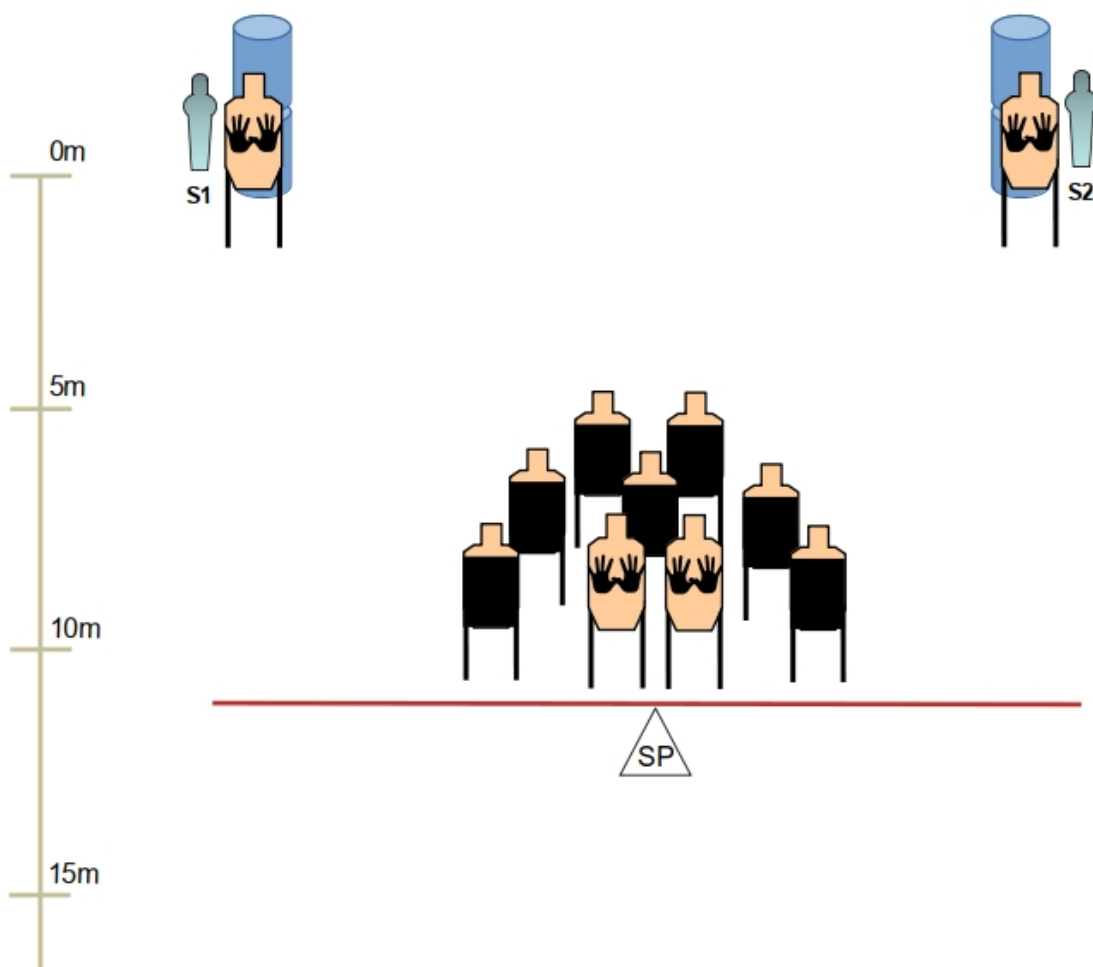


Stage 4/Bay 5



Smith&Wesson
2021 Swiss National
IDPA Championship

| | | | |
|-----------------------|--|-------------------|--|
| Title | Texas Special | Author | Bora |
| Targets | 7 Threats, 2 Steel, 4 Non-Threats | Rounds | Minimum 16 |
| Scoring | Unlimited, Best 2, Steel Down | Start/ End | Audible/ Last Shot |
| Concealment | Required | Safety | 180° Rule, Berm Height, Fwd Fault Line |
| Scenario | On your day off with the family, you find yourself in the middle of a horde of meth heads grumpy for missing the daily fix. Save yourself and your loved ones. | | |
| Start Position | At SP, toes touching marks, facing targets. Gun loaded to division capacity, holstered. | | |
| Procedure | At the start signal, draw and engage all targets in tactical priority from behind the fault line. All paper targets are equal threat. | | |

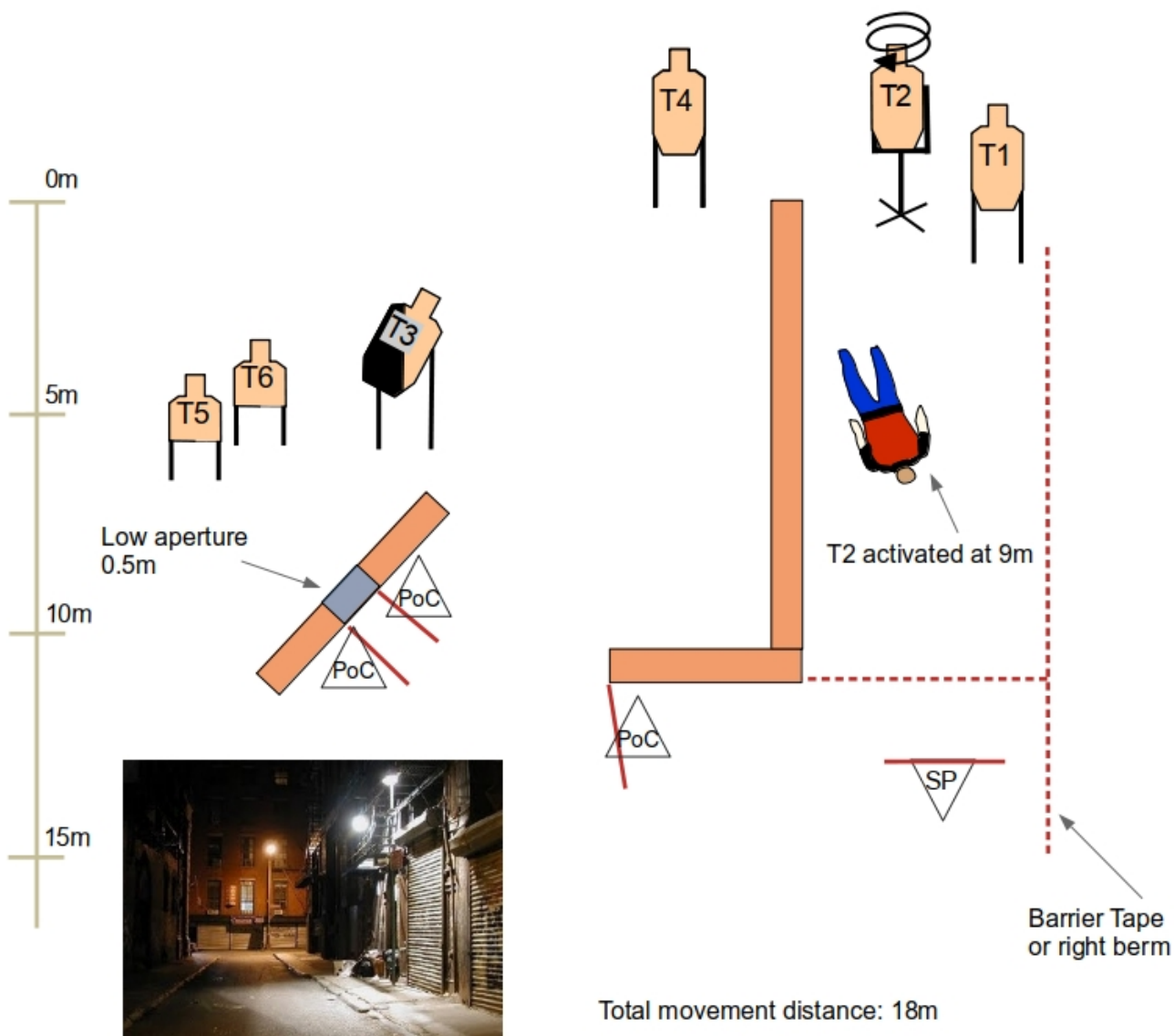


Stage 5/Bay 6



Smith&Wesson
2021 Swiss National
IDPA Championship

| | | | |
|-----------------------|--|-------------------|------------------------|
| Title | Save Your Buddy | Author | Andy, Thomas |
| Targets | 6 Threats | Rounds | Minimum 18 |
| Scoring | Unlimited, Best 3 | Start/ End | Audible/ Last Shot |
| Concealment | Required | Safety | 180° Rule, Berm Height |
| Scenario | You and your buddy are strolling down a lonely street. You stay behind taking a call from your boss when your buddy gets attacked and gets down injured. Take action! | | |
| Start Position | Standing at SP, heels touching the start line, facing uprange. Gun empty chamber, holstered. | | |
| Procedure | At the start signal, turn then draw and engage T1 before crossing the forward fault line. Then grab your buddy and drag him to safety this will activate T2. Engage T2 SHO in any case. Engage remaining targets from available PoCs. All targets need 3 rounds. | | |

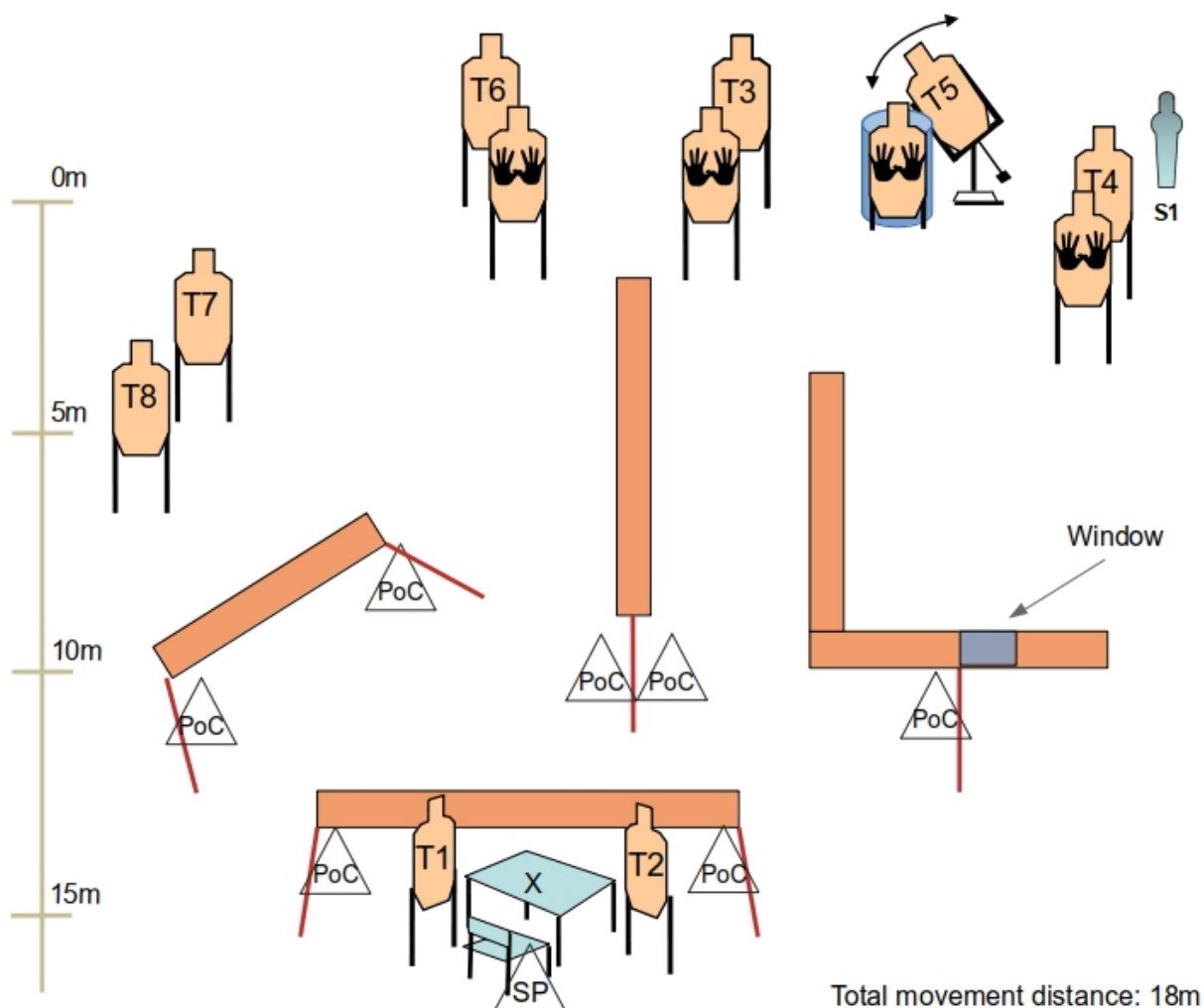


Stage 6/Bay 7



Smith&Wesson
2021 Swiss National
IDPA Championship

| | | | |
|-----------------------|--|-------------------|------------------------|
| Title | Escape | Author | Andy, Thomas |
| Targets | 8 Threats, 1 Steel, 4 Non-Threats | Rounds | Minimum 17 |
| Scoring | Unlimited, Best 2, Steel Down | Start/ End | Audible/ Last Shot |
| Concealment | Required | Safety | 180° Rule, Berm Height |
| Scenario | You are being held captive by drug dealers who have taken your gun. Your gun is still on the table before you and before they can cuff your hands you decide to fight back. | | |
| Start Position | Sitting at SP, hands clasped behind back (fingers interlaced). Gun unloaded, slide forward (cylinder closed), trigger guard on X and one mag on table. Rest of the mags on person. | | |
| Procedure | At the start signal, engage T1-2 while seated. Then engage the rest of the targets from available PoCs. S1 activates T5. | | |

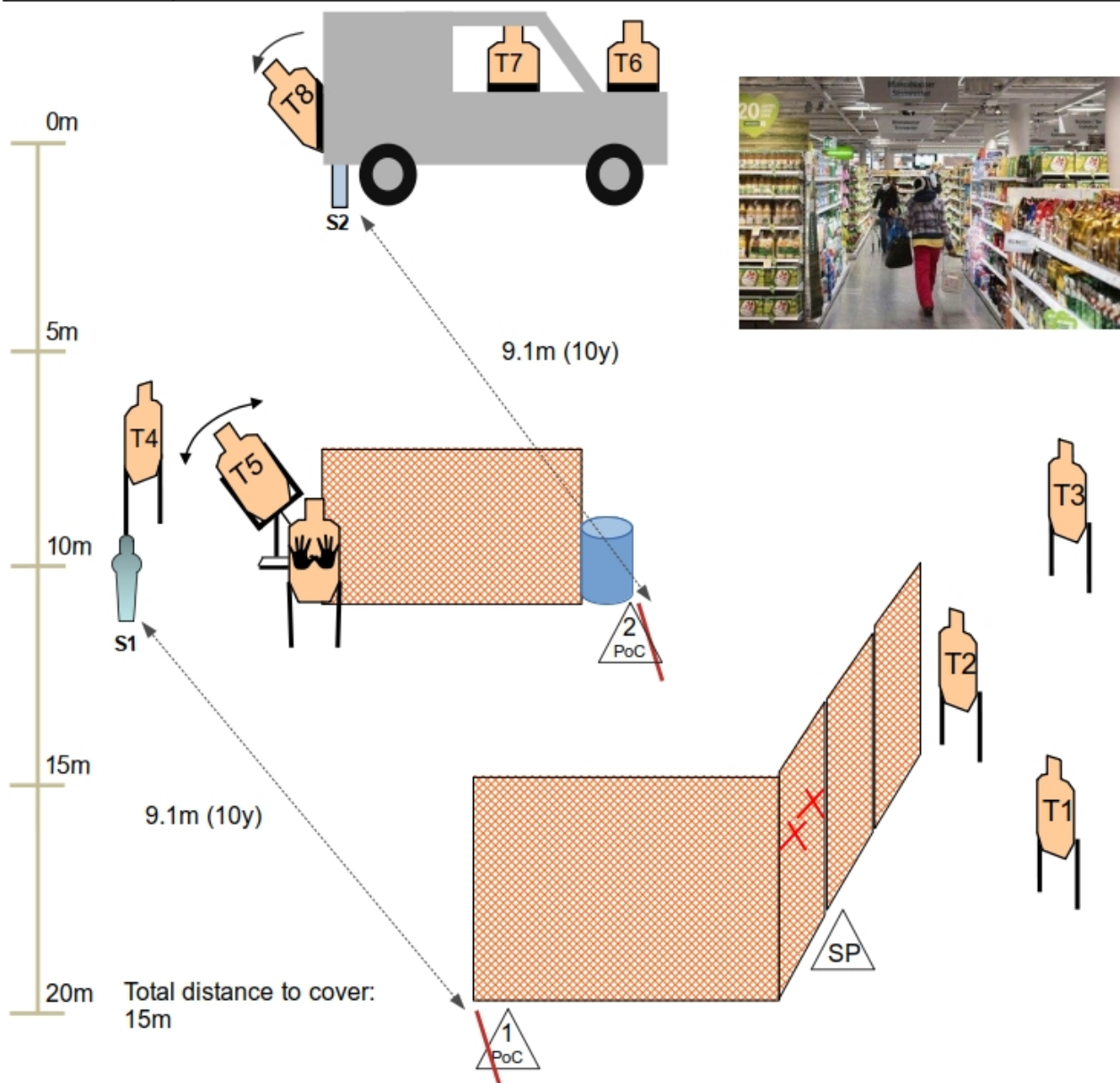


Stage 7/Bay 8



Smith&Wesson
2021 Swiss National
IDPA Championship

| | | | |
|-----------------------|---|-------------------|------------------------|
| Title | Narrow Escape | Author | Andy, Thomas |
| Targets | 8 Threats, 2 Steel, 1 Non-Threat | Rounds | Minimum 18 |
| Scoring | Unlimited, Best 2, Steel Down | Start/ End | Audible/ Last Shot |
| Concealment | Required | Safety | 180° Rule, Berm Height |
| Scenario | You are held hostage during an armed supermarket robbery. Fortunately, you have not been searched. When your chance comes take fast and effective action and escape alive! | | |
| Start Position | At SP, facing the wall, hands on marks. Gun loaded to division capacity, holstered | | |
| Procedure | At the start signal, engage T1-3 in the open. Then move to PoC1 and engage S1, T4-5 from cover. S1 activates T5. Advance to PoC2 and engage T6-8 and S2 from low cover from the side or over the barrel. S2 activates T8. | | |

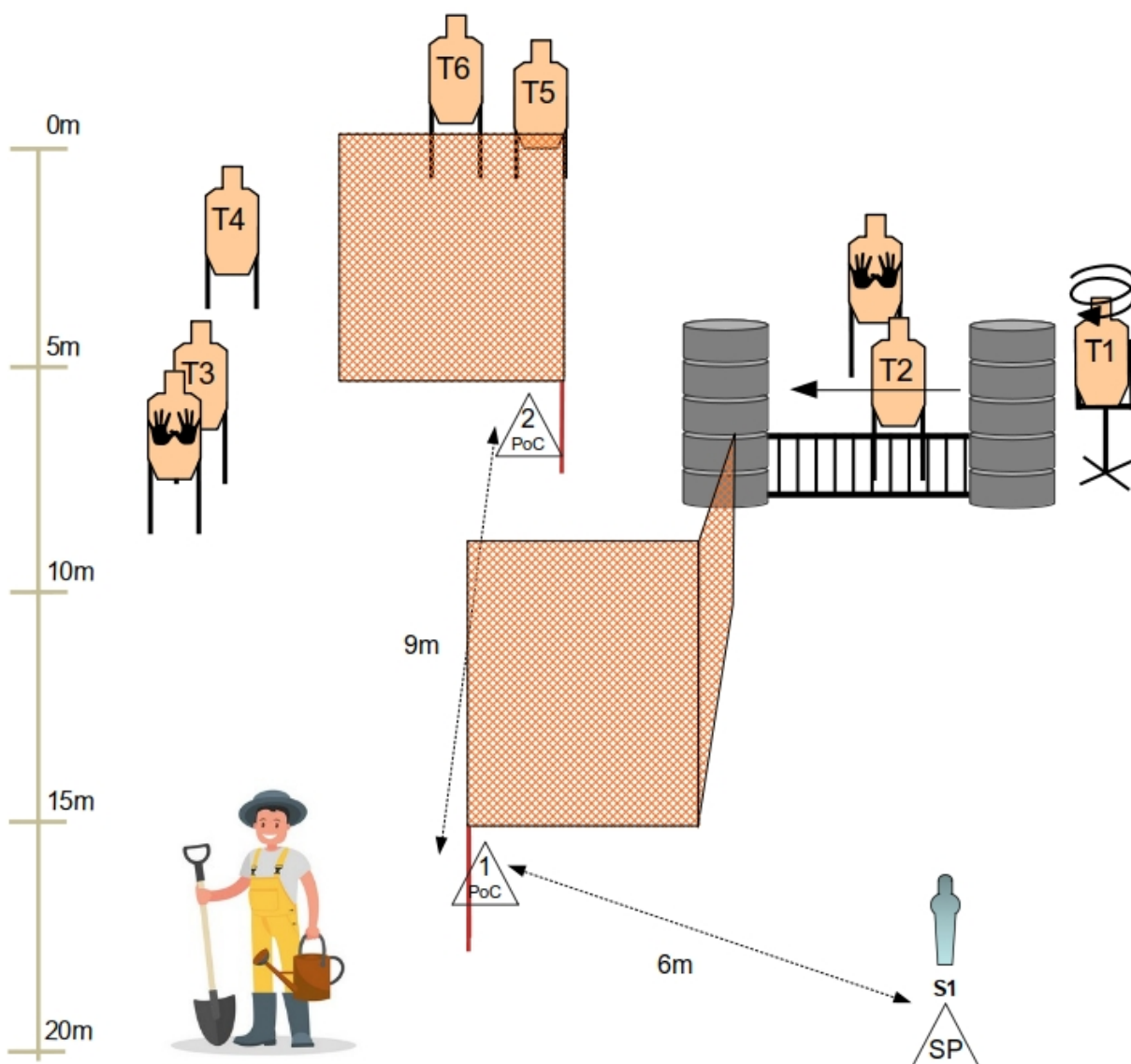


Stage 8/Bay 9



Smith&Wesson
2021 Swiss National
IDPA Championship

| | | | |
|-----------------------|---|-------------------|------------------------|
| Title | The Faster The Better | Author | Itsarawut, Andy |
| Targets | 6 Threats, 2 Non-Threats | Rounds | Minimum 12 |
| Scoring | Unlimited, Best 2 | Start/ End | Audible/ Last Shot |
| Concealment | Not required | Safety | 180° Rule, Berm Height |
| Scenario | You are working in your garden when the hit squad of the local kingpin is attacking and shooting at you. Drop everything and neutralize the threat! | | |
| Start Position | At SP, strong hand holding S1, facing targets. Gun loaded to division capacity, holstered. | | |
| Procedure | At the signal let go of S1 activating T1-2, then draw and engage T1-2. Move to PoC1 and engage T3-4. At PoC2 engage T5-6. | | |

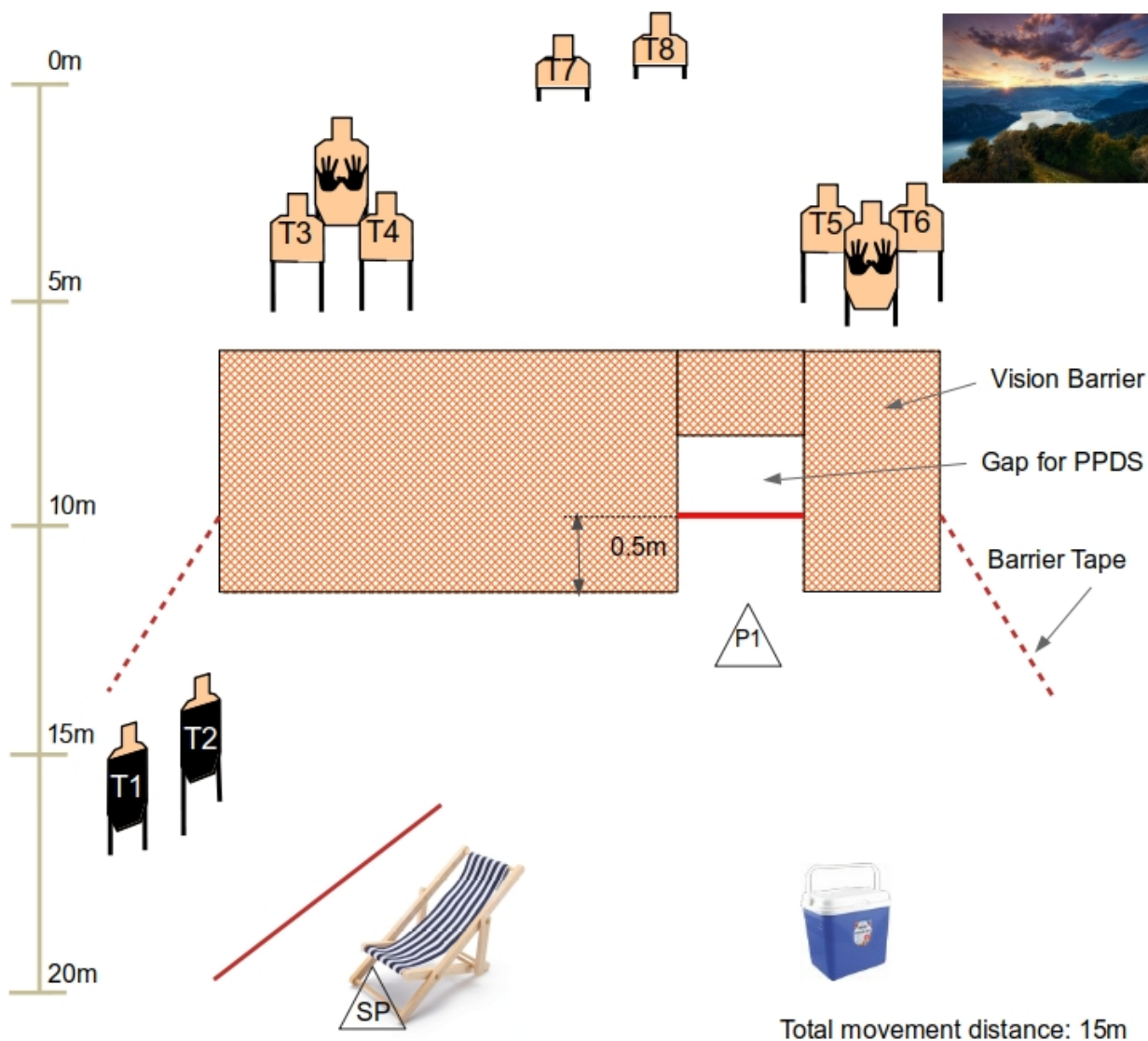


Stage 9/Bay 10



Smith&Wesson
2021 Swiss National
IDPA Championship

| | | | |
|-----------------------|--|-------------------|---|
| Title | Holiday But No Peace | Author | Itsarawut, Andy |
| Targets | 8 Threats, 2 Non-Threats | Rounds | Minimum 16 |
| Scoring | Unlimited, Best 2 | Start/ End | Audible/ Last Shot |
| Concealment | Not Required | Safety | 180° Rule, Berm Height, Safety Fault Line |
| Scenario | You and your family are relaxing at the shore of Lago di Lugano. Armed criminals thinking that you still owe them money are trying to kill you! Defend your family! | | |
| Start Position | At SP, seated in the chair back touching. Gun unloaded, slide forward (cylinder closed) and all mags in cooler box. | | |
| Procedure | At the start signal, grab the gun and engage T1-T2 remaining behind the fault line. Then move to P1 and engage the remaining targets In tactical priority (near to far) through the gap, from under the barrier tape. All mags must come with the shooter. | | |



Stage 10/Bay 11



Smith&Wesson
2021 Swiss National
IDPA Championship

| | | | |
|-----------------------|--|-------------------|--|
| Title | On Duty | Author | Itsarawut, Andy, Thomas |
| Targets | 8 Threats, 3 Non-Threats | Rounds | Minimum 16 |
| Scoring | Unlimited, Best 2 | Start/ End | Audible/ Last Shot |
| Concealment | Not Required | Safety | 180° Rule, Berm Height, Exclusion Zone on Door |
| Scenario | You drive home after a tough night shift. As you arrive short after dawn, you hear shots fired and screams for help. Raise the alarm and take action! | | |
| Start Position | At SP sitting in driver seat, hands on marks on steering wheel, door closed. Gun empty chamber, magazine inserted, holstered. | | |
| Procedure | At the start signal, exit the car then draw and engage T1 from PoC1 using the car as cover. Move to PoC2 and engage T2-4 over the wall. Move to PoC3, open the door activating T5, and engage T5-6 from cover. Move to PoC4 and engage T7-8 from low cover from the side or over the barrel. | | |

