



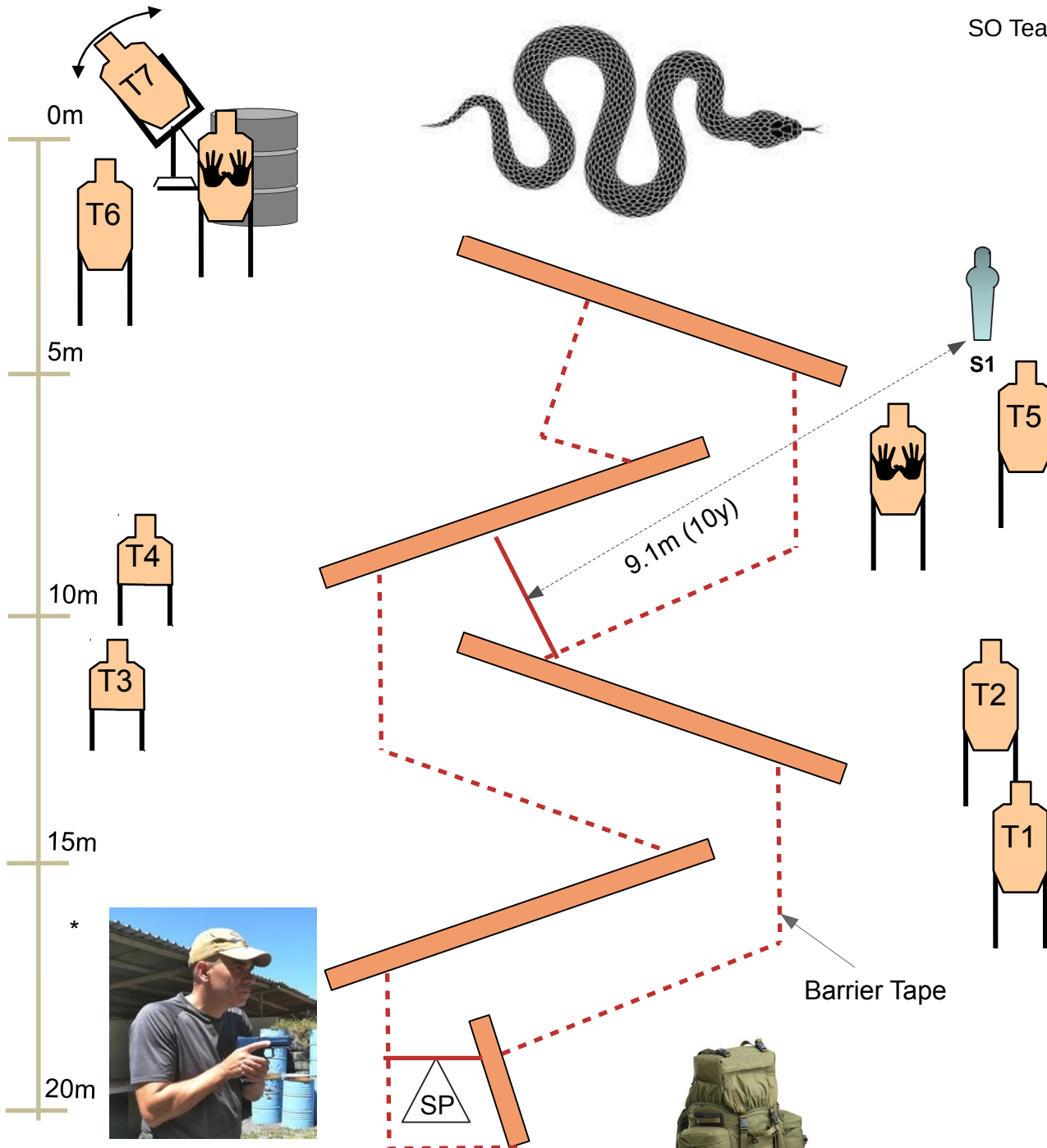
PRIMA ARMI®

EXCLUSIVE DISTRIBUTOR IN SWITZERLAND

Smith & Wesson®

Title	The Snake	Author	Andy
Targets	7 Threats, 2 Non-Threats, 1 Steel	Rounds	Min 15
Scoring	Unlimited, Best 2, Steel Down	Start/ End	Audible/ Last Shot
Concealment	Not Required	Safety	180° Rule, Berm Height, Fw Fault Line
Scenario	You are cornered by hired gunmen. Move like a snake to defeat them.		
Start Position	Standing at SP, toes on marks. Rucksack on. Gun loaded to division capacity, ready position*.		
Procedure	At the signal, engage all targets in the open. S1 activates T7. Note: no engaging of S1 closer than forward fault line.		

SO Team: Buch/Michel

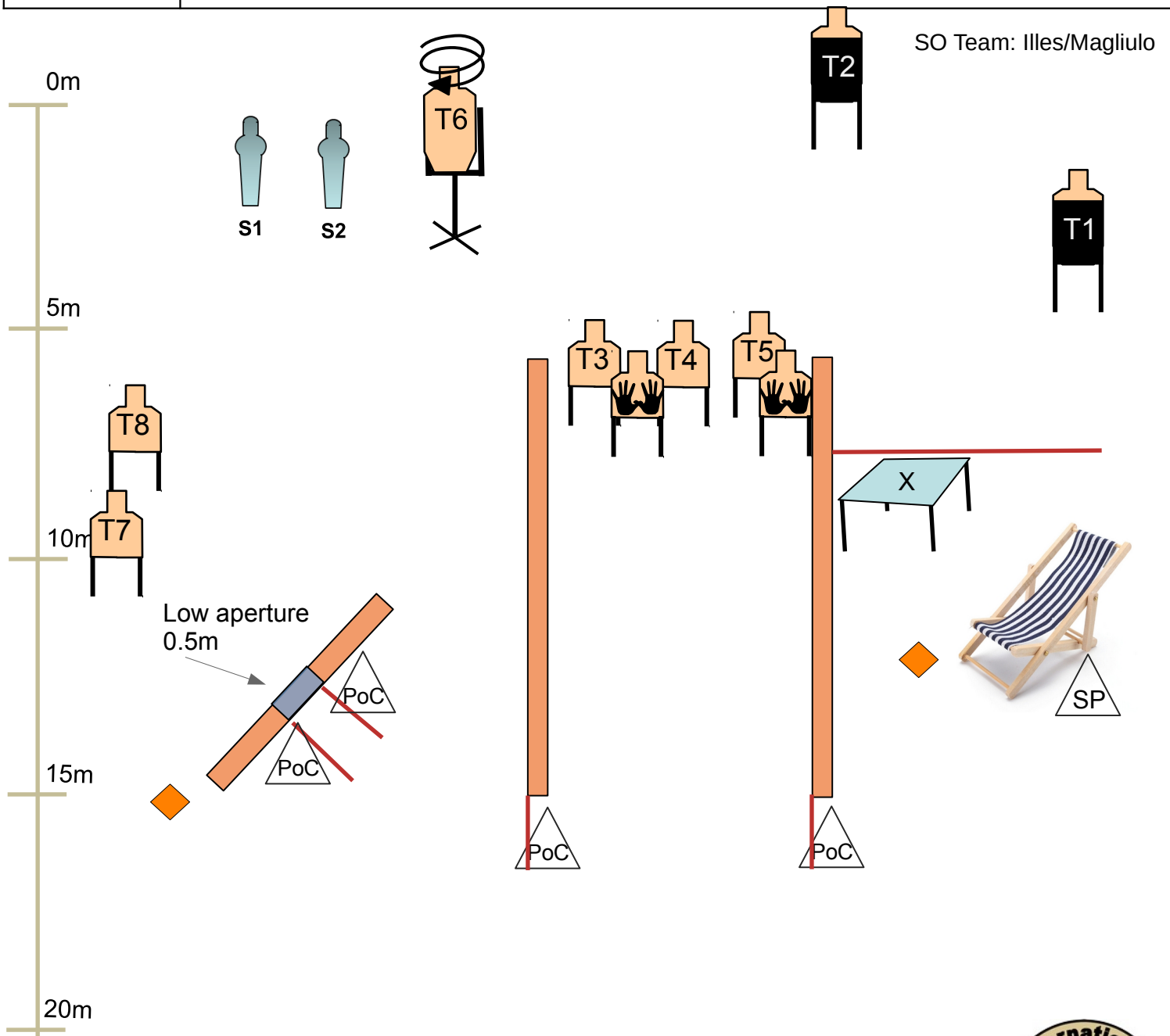


Total movement distance: 18m

Pot. position PPDS



Title	They Came out of Nowhere	Author	Itsarawut, Andy
Targets	8 Threats, 2 Non-Threats, 2 steel	Rounds	Min 18
Scoring	Unlimited, Best 2, Steel Down	Start/ End	Audible/ Last Shot
Concealment	Not Required	Safety	180° Rule, Berm Height, Fw Fault Line
Scenario	You are relaxing in your garden. Suddenly, the local OC (organized crime) gang is trying to collect their fees and attack with guns drawn. Defend yourself.		
Start Position	Sitting at SP, back on chair, hands folded on stomach. Gun unloaded, slide/cylinder closed and all needed loading devices on table in marked area.		
Procedure	At the signal engage T1-2 in the open. Then engage all remaining targets from available PoCs. S1 activates T6.		




Total movement distance: 18m

Pot. position PPDS 



Title	Equipment Check/ Chrono	Author	n/a
Targets	n/a	Rounds	n/a
Scoring	n/a	Start/ End	n/a
Concealment	n/a	Safety	n/a
Scenario	n/a		
Start Position	n/a		
Procedure	n/a		

SO Team: Schulthess/Vittori



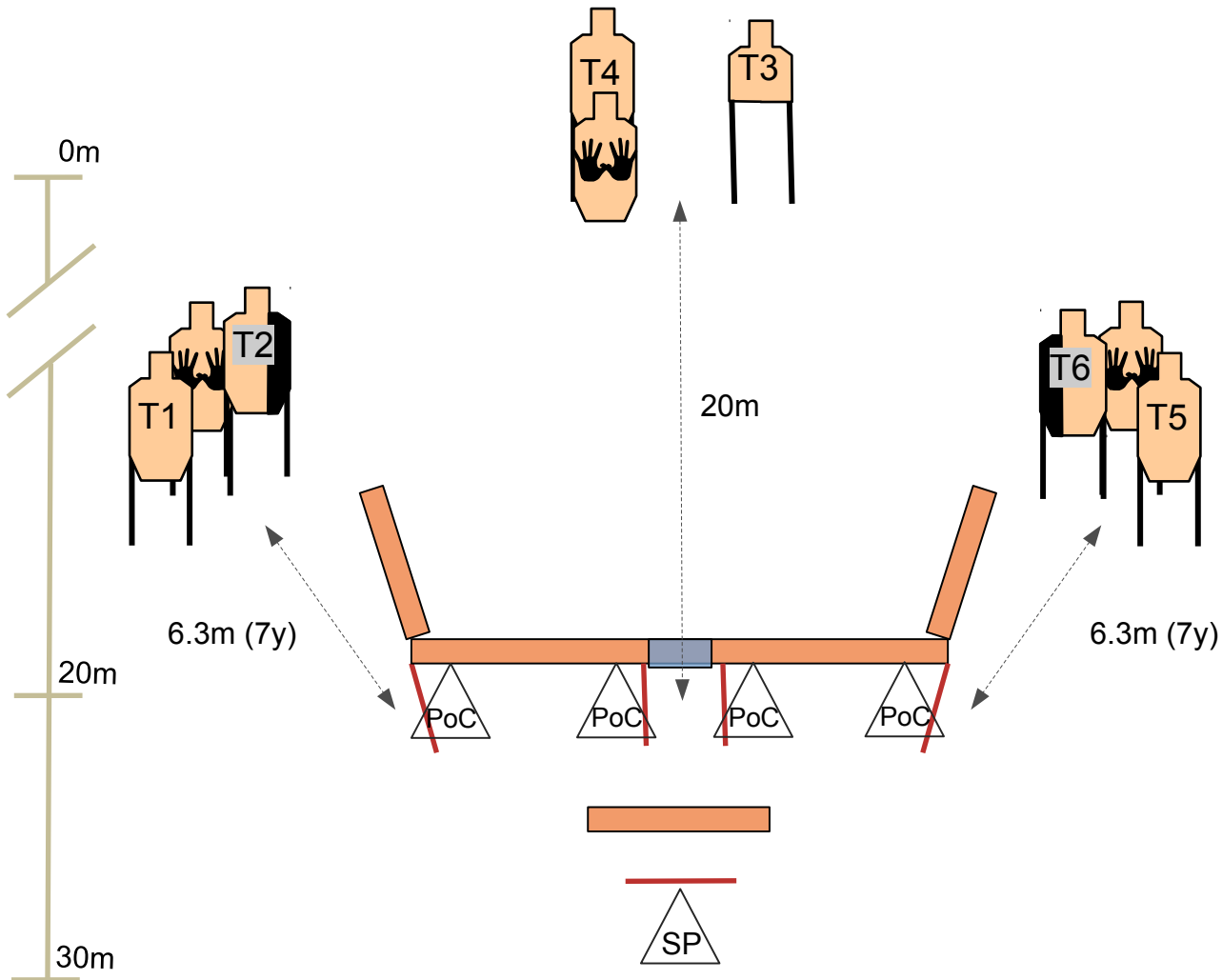
Total movement distance: 0m

Pot. position PPDS ◆



Title	Standard	Author	Andy
Targets	6 Threats, 3 Non-Threats	Rounds	18
Scoring	Limited, 3 Rounds per Target	Start/ End	Audible/ Last Shot
Concealment	Not Required	Safety	180° Rule, Berm Height
Scenario	n/a		
Start Position	Standing at SP, toes touching marks. Gun loaded with exactly 6 rounds. First spare mag with 6 rounds. Additional spare mag(s) with division capacity.		
Procedure	At the signal, engage all targets from available PoCs. T1-2 left handed only, T3-4 free style, T5-6 is right handed only.		

SO Team: Parmentier/Schlegel



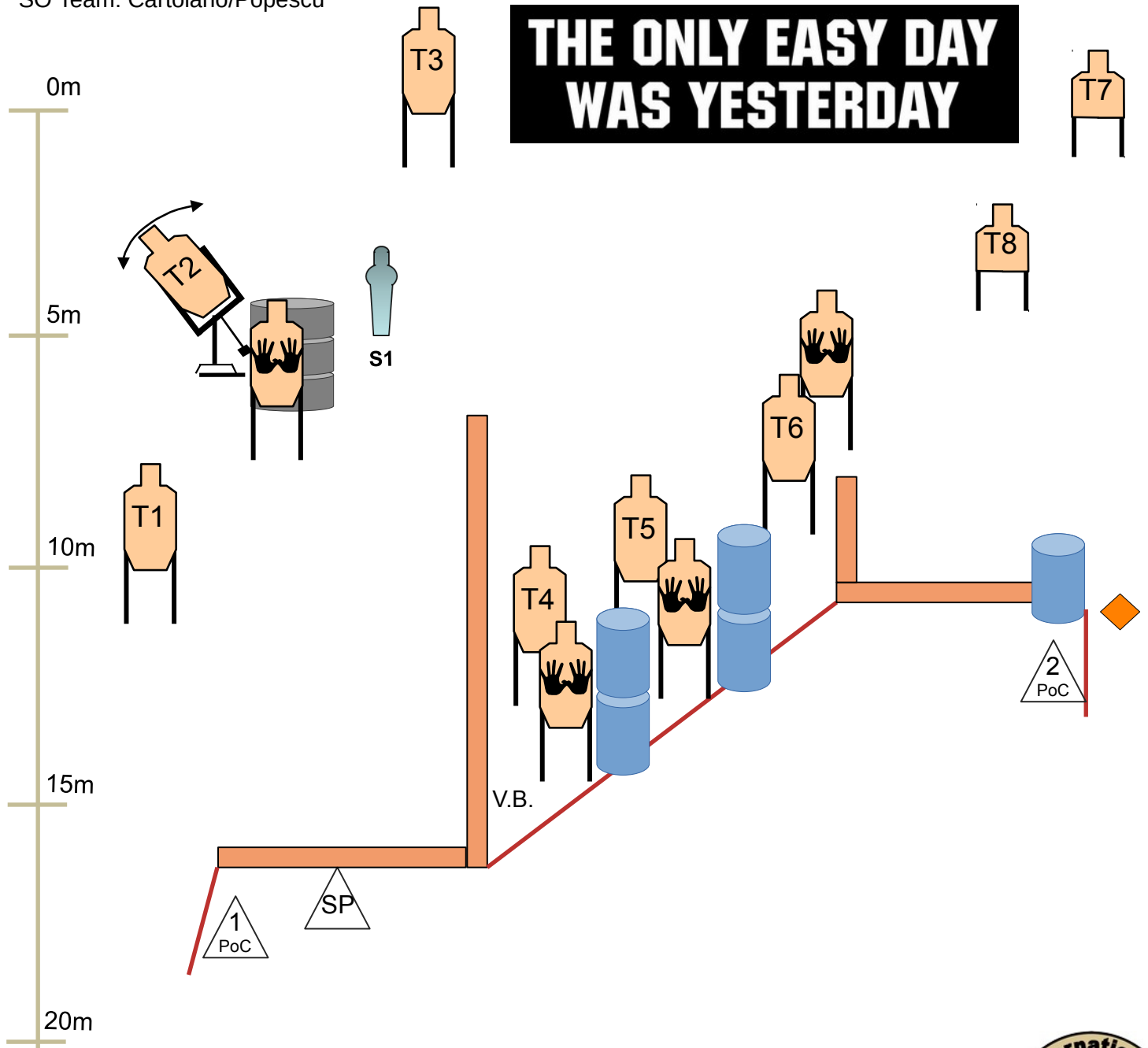
Total movement distance: 15m

Pot. position PPDS 



Title	A Not-so-Easy Day	Author	Itsarawut, Andy
Targets	8 Threats, 4 Non-Threats, 1 Steel	Rounds	Min 17
Scoring	Unlimited, Best 2, Steel Down	Start/ End	Audible/ Last Shot
Concealment	Required	Safety	180° Rule, Berm Height, Fw Fault Line
Scenario	You are attacked by armed robbers. Defend yourself.		
Start Position	Standing at SP, feet and hands on marks. Gun loaded with exactly 6 rounds, holstered.		
Procedure	At the signal engage T1-3 and S1 from PoC1. S1 activates T2. Then engage T4-6 in the open. Finally engage T7-8 from PoC2 from low cover over or around the barrel.		

SO Team: Cartolano/Popescu



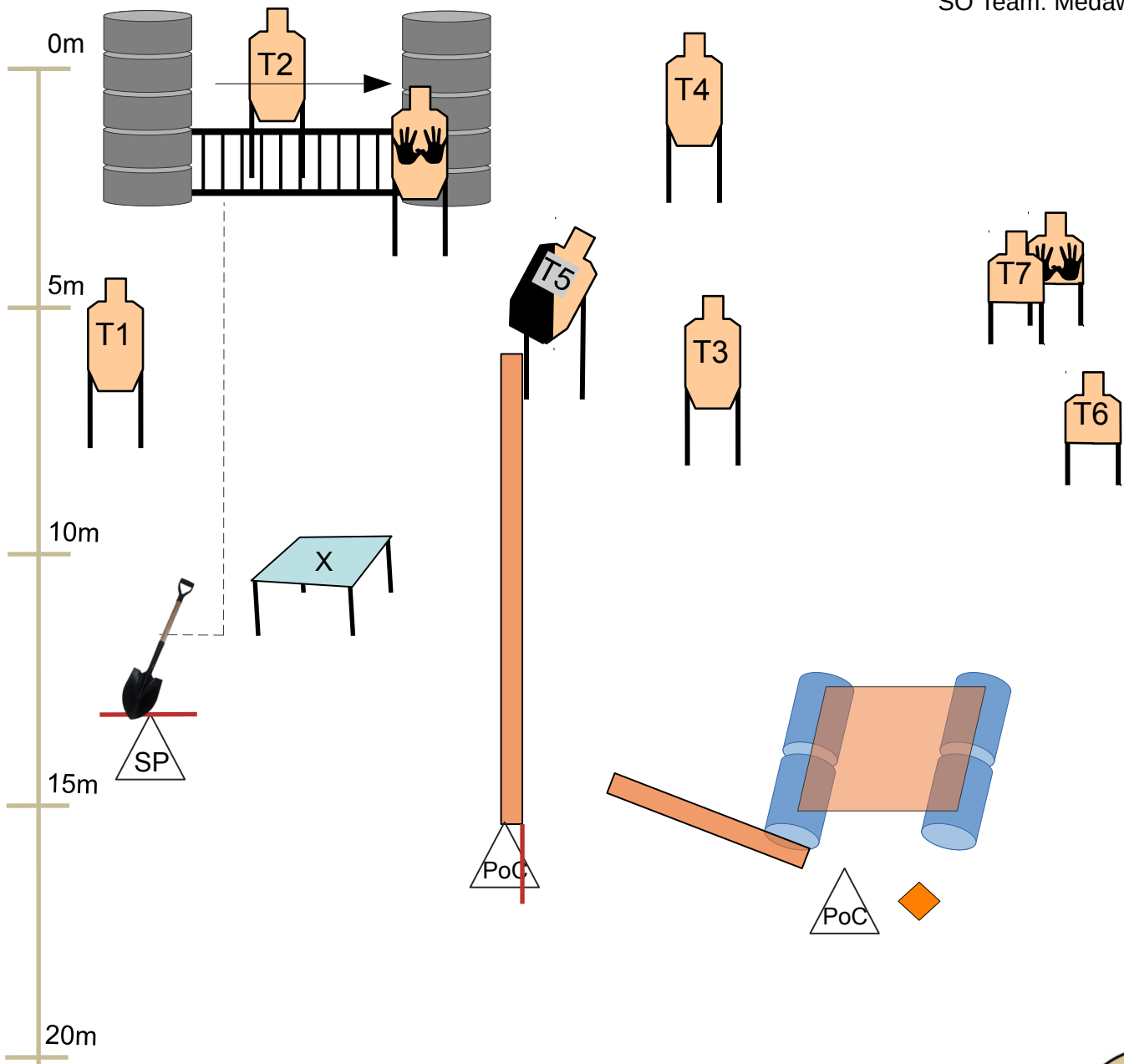
Total movement distance: 16m

Pot. position PPDS 



Title	Green Revolution	Author	Andy
Targets	7 Threats, 2 Non-Threats	Rounds	Min 15
Scoring	Unlimited, Best 3 T1, Best 2 Rest	Start/ End	Audible/ Last Shot
Concealment	Not Required	Safety	180° Rule, Berm Height
Scenario	You are tending your garden when armed extremists want to take over. Defend yourself.		
Start Position	Standing at SP, toes on marks, facing targets, shovel in both hands. Gun unloaded, slide/cylinder closed and one loading device on table in marked area. Rest of loading devices on person.		
Procedure	At the signal, activate T2, then engage T1-2 in the open. Proceed to engage remaining targets from available PoCs. Last PoC is prone. Pulling shovel to the left will activate T2.		

SO Team: Medawar/Gilardi



Total movement distance: 18m


Pot. position PPDS 





WYSS
WAFFEN **Burgdorf**

GUN FACTORY



DH NETWORK

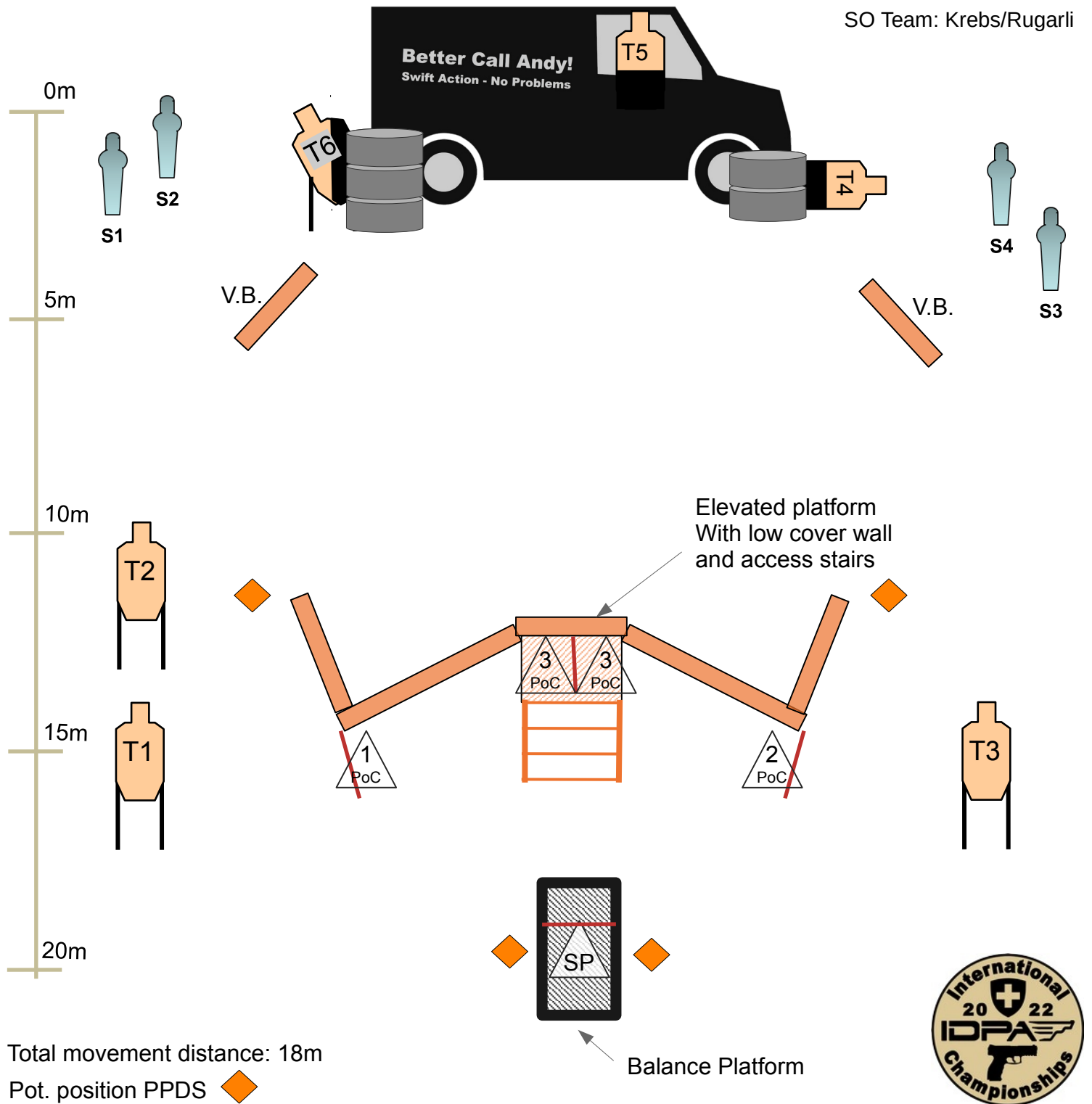
Your Freedom is our Business

Stage 7 (Bay 8)

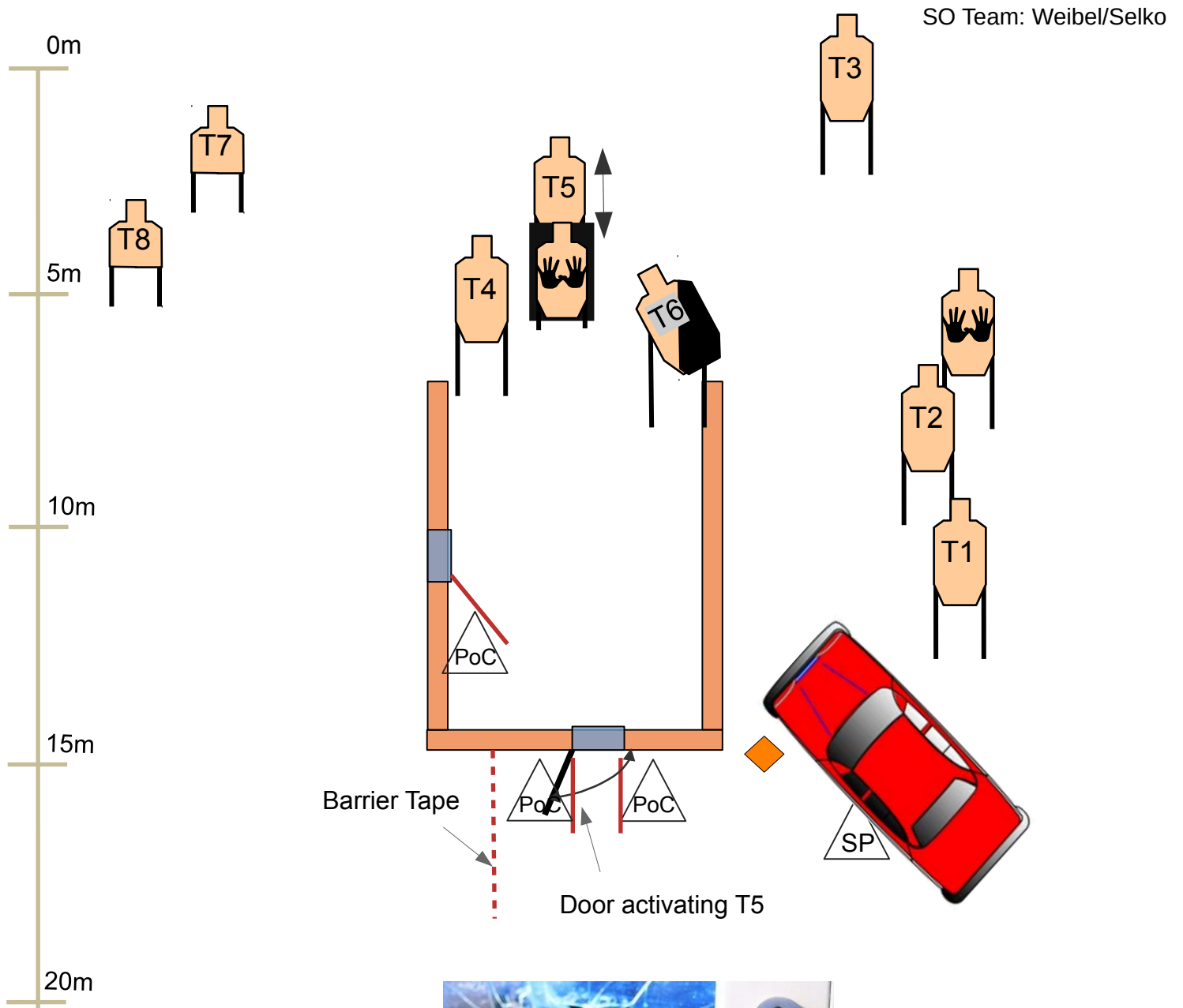



2022 Swiss Internat.
IDPA Championships

Title	Better Call Andy!	Author	Andy
Targets	6 Threats, 4 Steel	Rounds	Min 16
Scoring	Unlimited, Best 2, Steel Down	Start/ End	Audible/ Last Shot
Concealment	Required	Safety	180° Rule, Berm Height
Scenario	You are wrongfully targeted by the local mafia outfit. They close in with guns drawn. Save yourself.		
Start Position	Standing at SP, toes touching marks. Gun empty chamber, holstered.		
Procedure	At the signal, engage T1-3 standing on balance platform. Then engage S1-4 from PoC1 and PoC2. Finally, engage T4-6 from either PoC3 using low cover.		



Title	Home invasion	Author	Andy
Targets	8 Threats, 2 Non-Threats	Rounds	Min 16
Scoring	Unlimited, Best 2	Start/ End	Audible/ Last Shot
Concealment	Required	Safety	180° Rule, Berm Height, Exclusion Zone
Scenario	You are arriving at a meeting location when you are attacked by armed criminals. Defend yourself.		
Start Position	Sitting in the drivers seat, door closed, both hands on marks. Gun empty chamber, holstered.		
Procedure	At the signal, get out of the car, then draw and engage T1-3 in the open. Proceed to engage the remaining targets from available PoCs. Door will activate T5.		

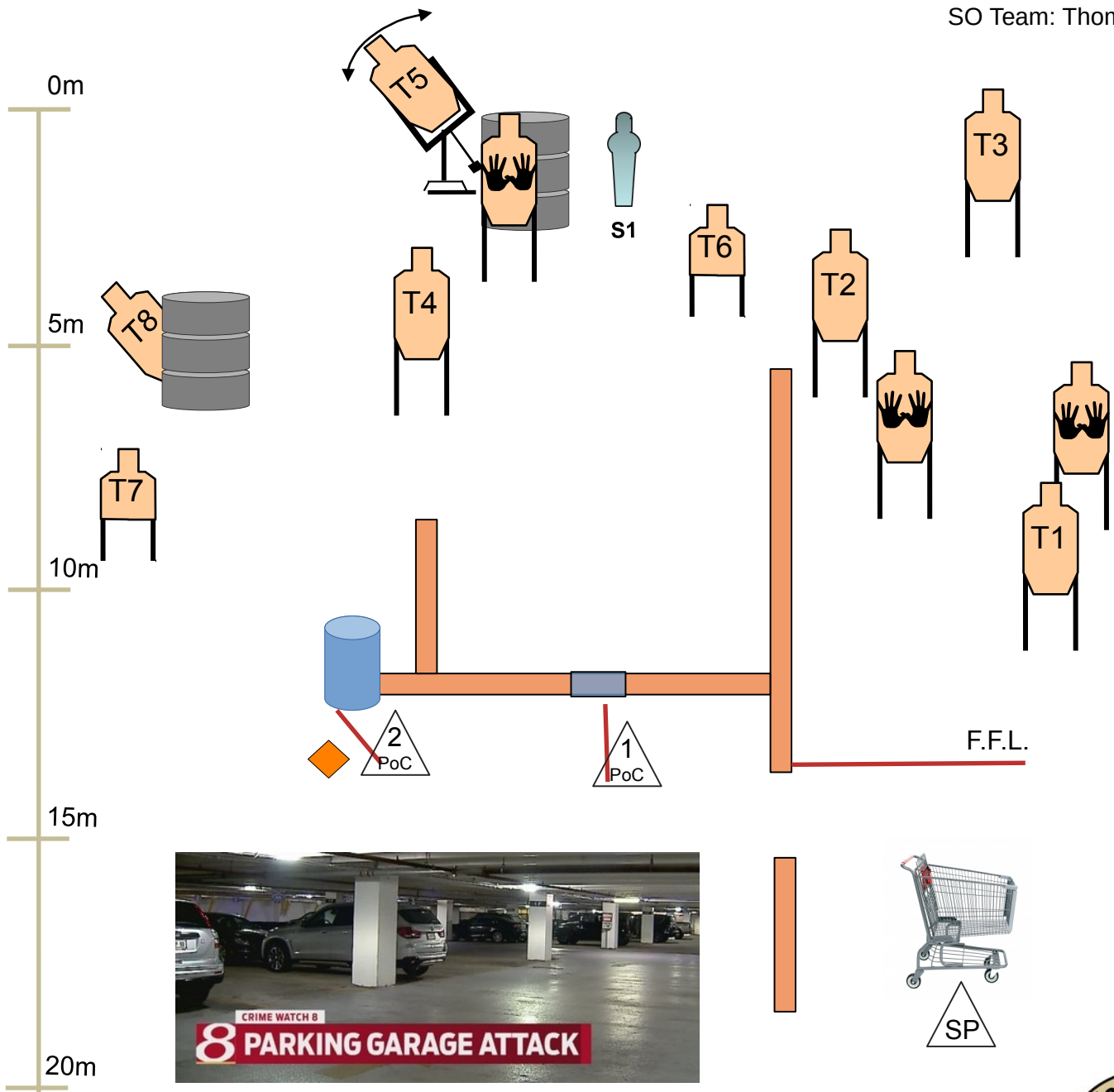


Total movement distance: 12m
Pot. position PPDS 



Title	Parking Garage Attack	Author	Andy
Targets	8 Threats, 3 Non-Threats, 1 Steel	Rounds	Min 17
Scoring	Unlimited, Best 2, Steel Down	Start/ End	Audible/ Last Shot
Concealment	Required	Safety	180° Rule, Berm Height, Forward Fault Line
Scenario	You are pushing your shopping cart to your vehicle in front of the local supermarket, when two opposing gangs start exchanging fire. Save yourself and the innocents.		
Start Position	Standing at SP, facing targets, both hands on marks. Gun loaded to division capacity, holstered.		
Procedure	At the signal, engage T1-3 in the open. Then engage the remaining targets from available PoCs. S1 activates T5. PoC2 is low cover over or around the barrel.		

SO Team: Thomann/Bray



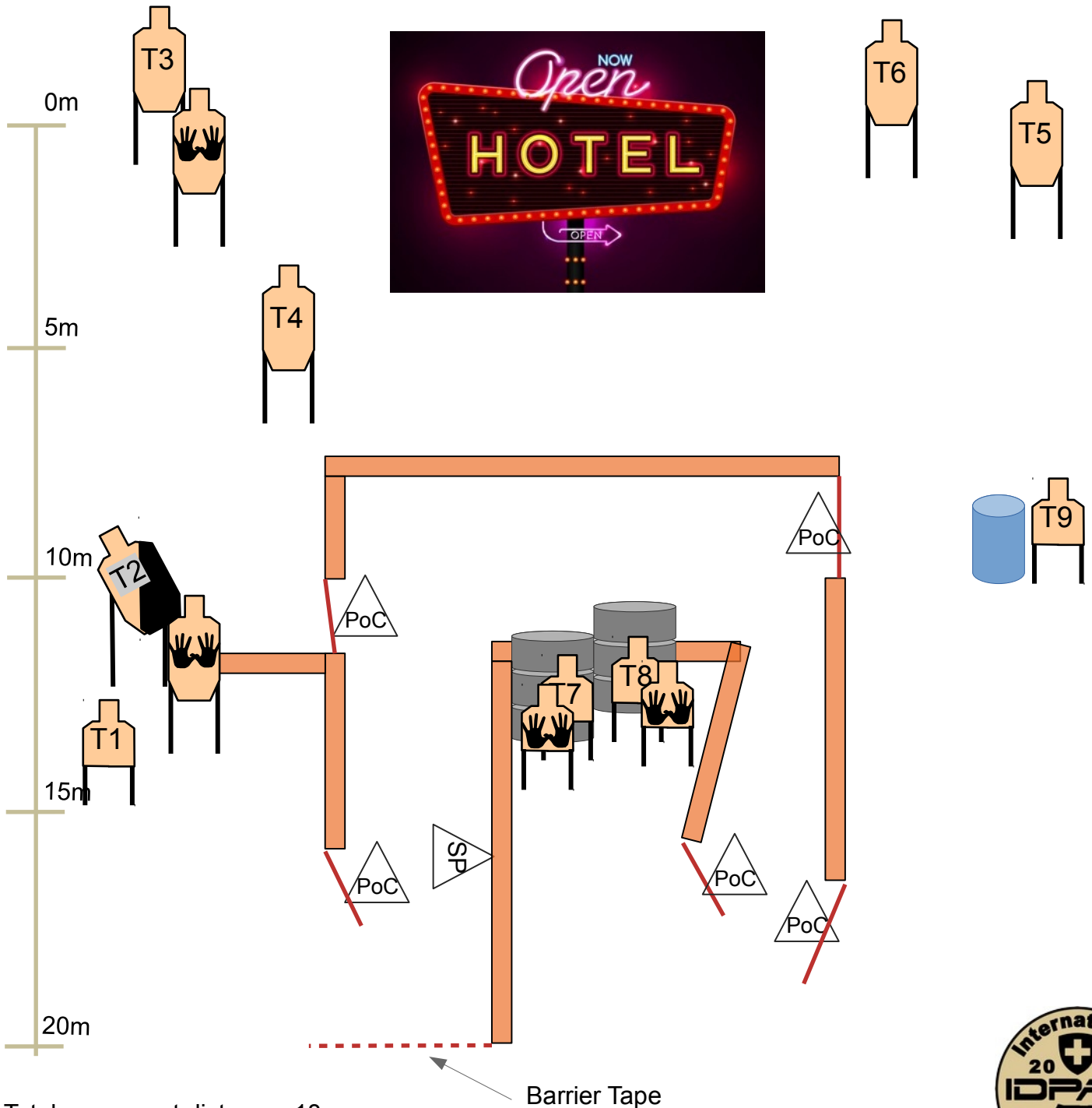
Total movement distance: 10m

Pot. position PPDS 



Title	Hotel Nightmare	Author	Itsarawut, Andy
Targets	9 Threats, 4 Non-Threats	Rounds	Min 18
Scoring	Unlimited, Best 2	Start/ End	Audible/ Last Shot
Concealment	Required	Safety	180° Rule, Berm Height
Scenario	As you walk back to your hotel room, the facility is attacked by armed criminals. Defend yourself.		
Start Position	Standing at SP, feet and hands on marks. Gun loaded to division capacity, holstered.		
Procedure	At the signal engage all targets from available PoCs.		

SO Team: Mancuso/Messaggi



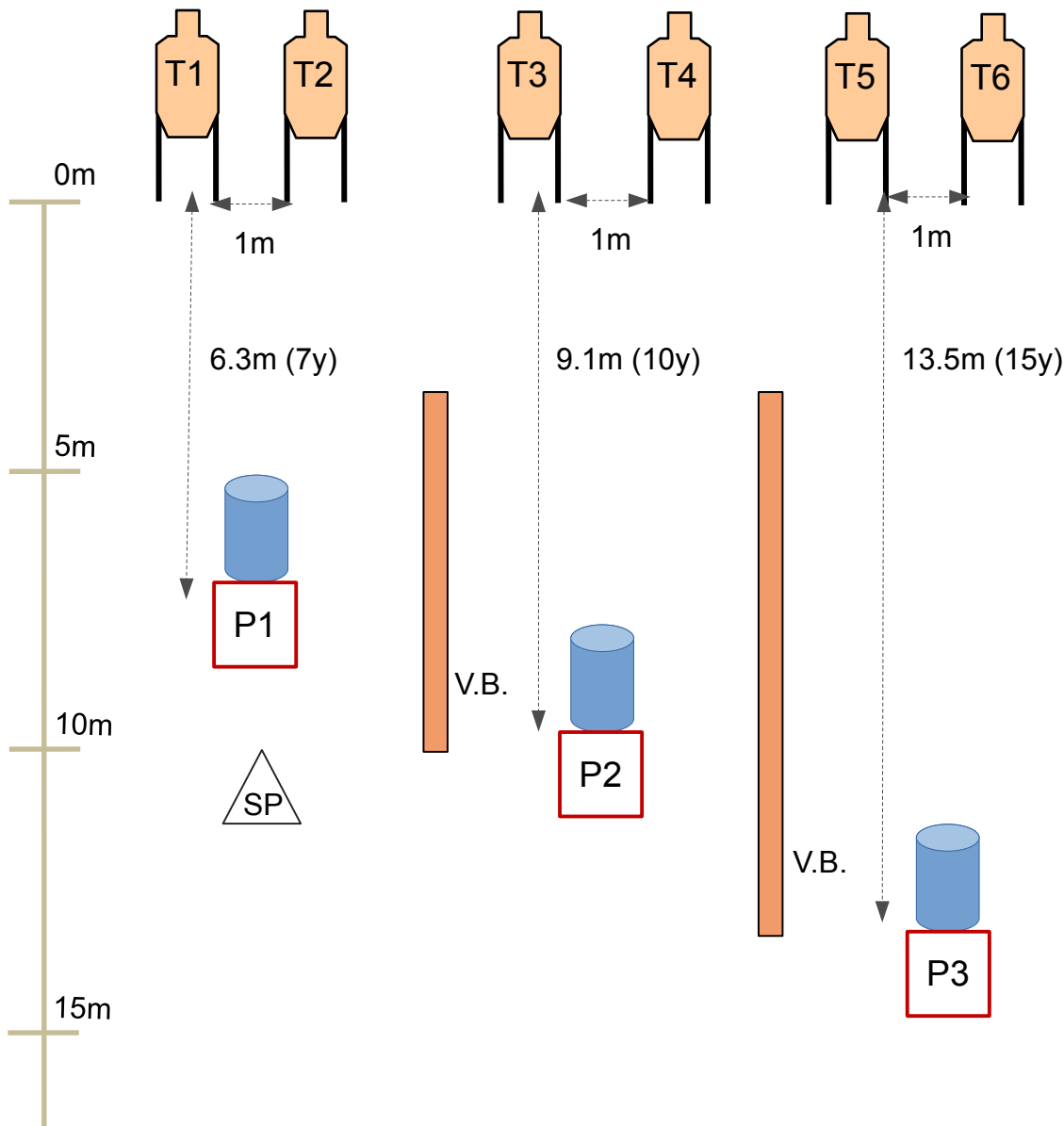
Total movement distance: 18m

Pot. position PPDS 



Title	Standard	Author	Andy
Targets	6 Threats	Rounds	Min 12
Scoring	Unlimited, T1-4 Best 2 Body, T5-6 Best 2 Head	Start/ End	Audible/ Last Shot
Concealment	Not Required	Safety	180° Rule, Berm Height
Scenario	n/a		
Start Position	Standing at SP, toes touching marks. Gun unloaded, slide closed and one magazine on barrel at P1 in marked area. One spare magazine with 6 rounds on each barrel at P2 and P3.		
Procedure	At the signal, engage T1-2 from P1 WHO to the body, then engage T3-4 from P2 SHO to the body and finally engage T5-6 from P3 freestyle to the head.		

SO Team: Rossi/Cesaroni



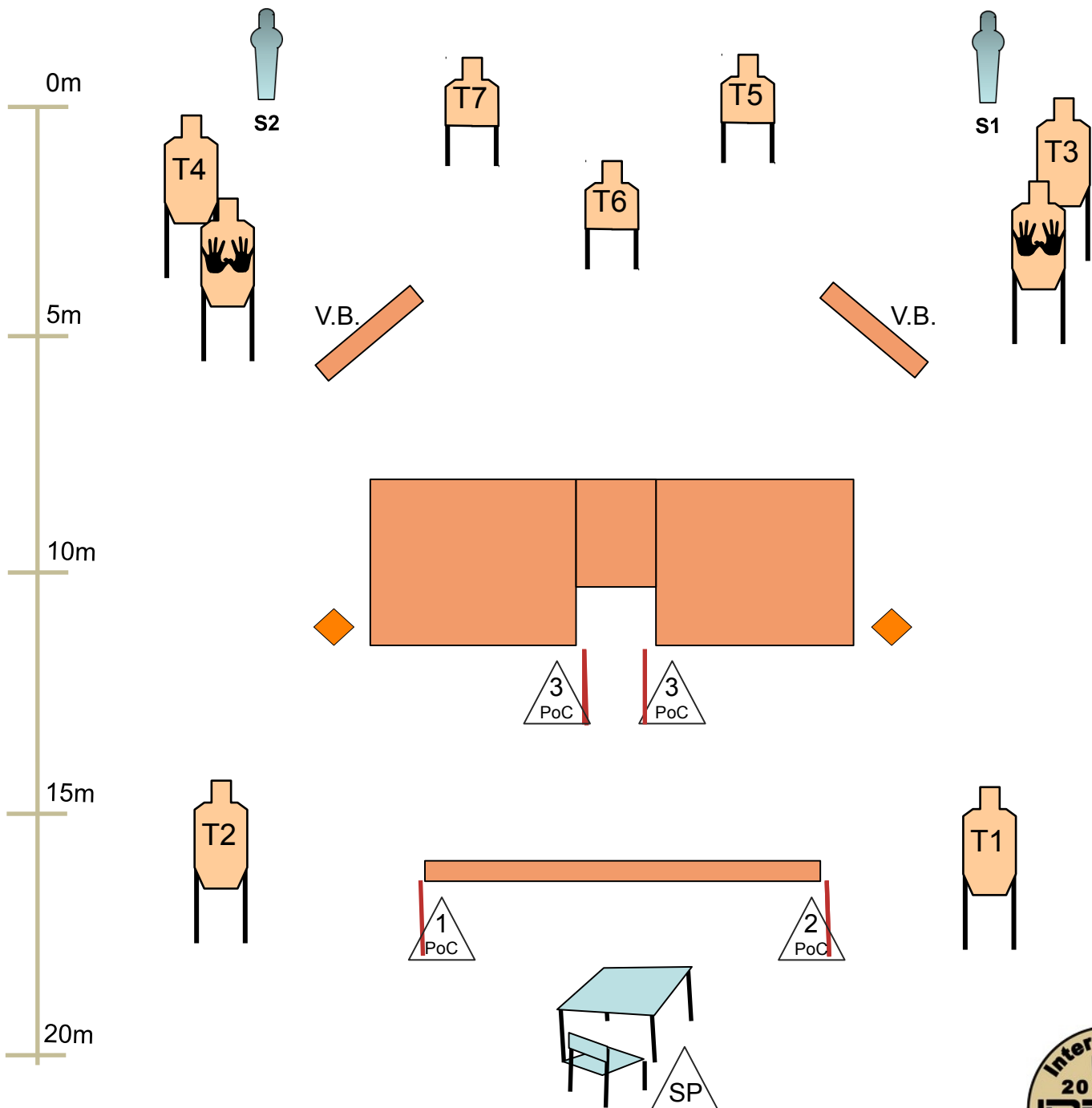
Total movement distance: 18m

Pot. position PPDS 



Title	Chaos at the Office	Author	Andy
Targets	7 Threats, 2 Non-Threats, 2 Steel	Rounds	Min 16
Scoring	Unlimited, Best 2, Steel Down	Start/ End	Audible/ Last Shot
Concealment	Required	Safety	180° Rule, Berm Height
Scenario	You are sitting at the office as the enforcers of the local OC want to collect their share. They pose an immediate danger to the life of innocents. Prevent the worst.		
Start Position	Sitting at SP, hands on marks. Gun empty chamber, holstered.		
Procedure	At the signal, engage T1-2 while seated. Then engage T3-4 and S1-2 from PoC1 and PoC2. Then proceed to PoC3 and engage T5-7 from prone.		

SO Team: Schumacher/Dähler



Total movement distance: 10m

Pot. position PPDS

